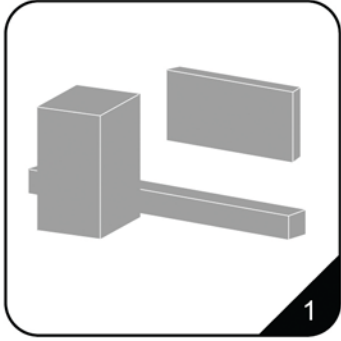
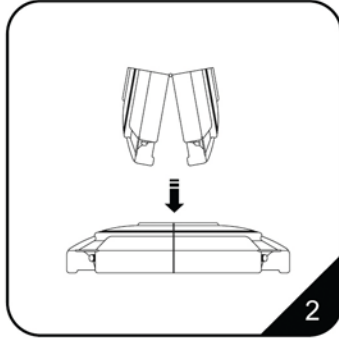


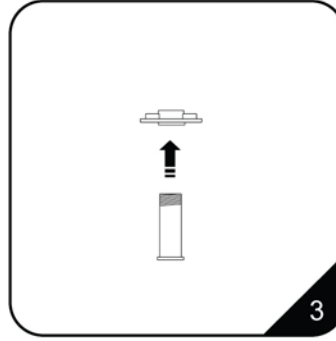
CONDOR SET UP INSTRUCTIONS



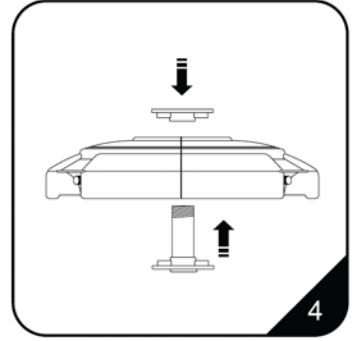
1.The whole produce has three packagings.



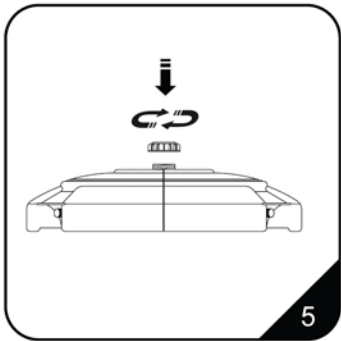
2.Unfold the base.



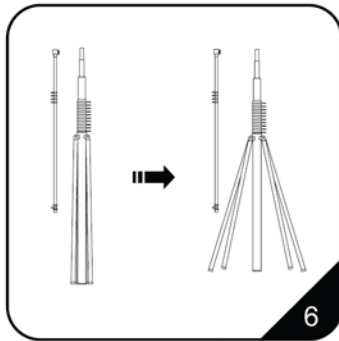
3.Fix the bottom connection-unit with orientation dowelling.



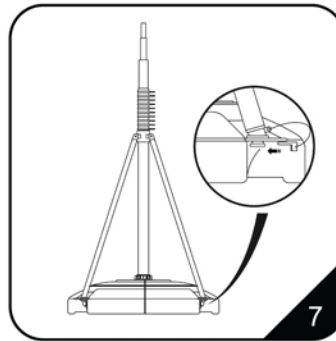
4.Assemble the upper connection-unit, unfolded-base and section(as step-3) together.



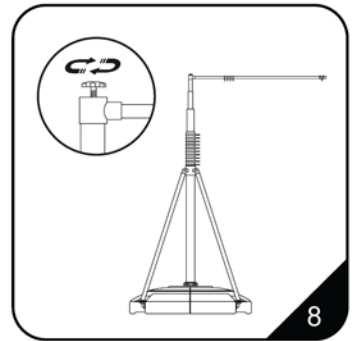
5.Fix the orientation nut against base.



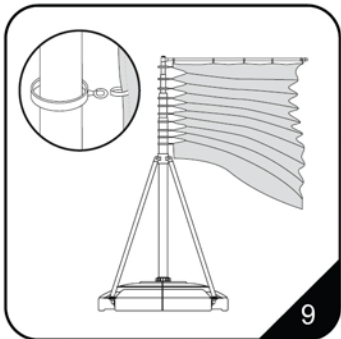
6.Detach the branches of the vertical-pole.



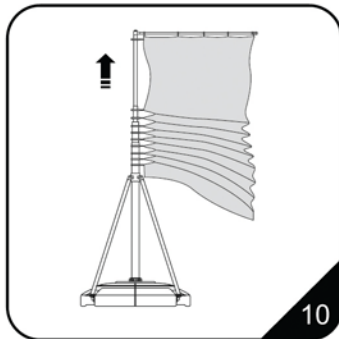
7.Make sure that the branches of the vertical-pole can be fixed at the base.



8.Connect the horizontal-pole and vertical-pole with the upper-snail.



9.Every hook with the banner should be hitched against the vertical-pole.



10.Hoist the vertical-pole then spread the banner.

